

Controller with Pressure Dot

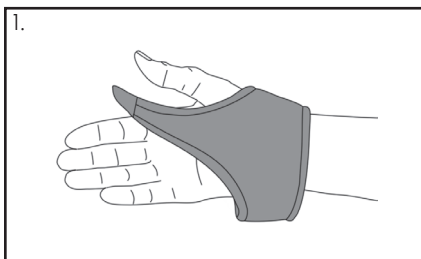
3801

Warnings and Instructions: Review carefully, proper application is required

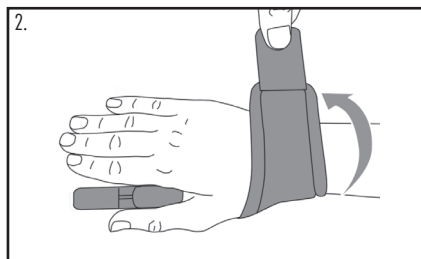
⚠Warning: This device will not prevent or eliminate risk of injury. Do Not Overtighten. If swelling, pain, skin irritation, or an unusual reaction occurs, discontinue use immediately and consult your medical professional.

This device should not be worn by persons with known allergies to neoprene.

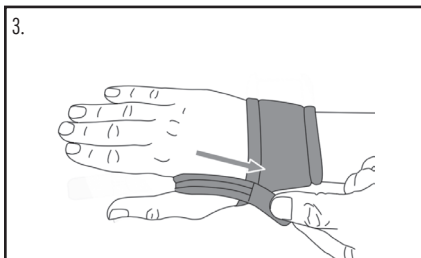
Care: Hand wash using mild soap. Rinse thoroughly. Air dry only. Do not tumble dry.



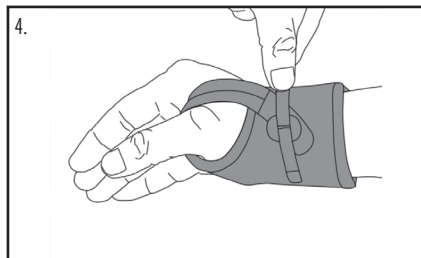
1. Align thumb strap over web space (thenar eminence).



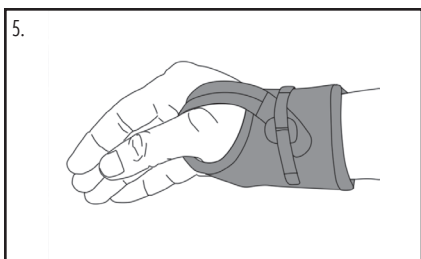
2. Secure base around wrist.



3. Pull thumb strap through web space, and attach to main body.



4. Apply and secure pressure dot at base of CMC joint.



5. Finished application.

U.S. Patent No. D605776; 7,887,497

Controller with Pressure Dot

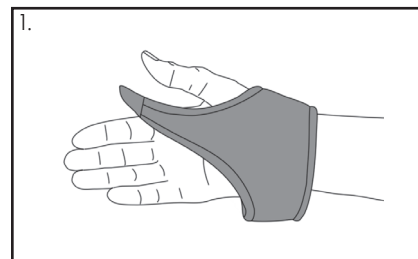
3801

Warnings and Instructions: Review carefully, proper application is required

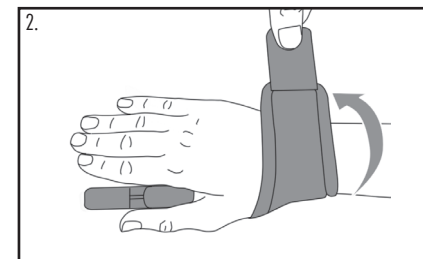
⚠Warning: This device will not prevent or eliminate risk of injury. Do Not Overtighten. If swelling, pain, skin irritation, or an unusual reaction occurs, discontinue use immediately and consult your medical professional.

This device should not be worn by persons with known allergies to neoprene.

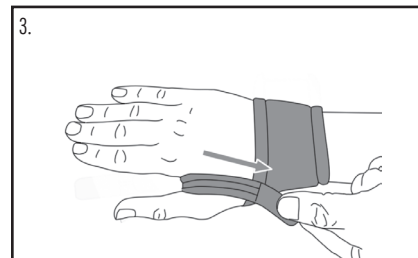
Care: Hand wash using mild soap. Rinse thoroughly. Air dry only. Do not tumble dry.



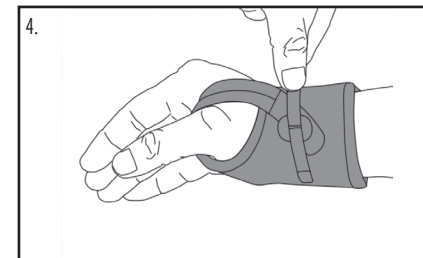
1. Align thumb strap over web space (thenar eminence).



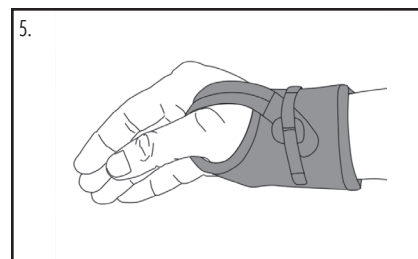
2. Secure base around wrist.



3. Pull thumb strap through web space, and attach to main body.



4. Apply and secure pressure dot at base of CMC joint.



5. Finished application.

U.S. Patent No. D605776; 7,887,497